

"The Best Bar - Bar None!"

Mount Guide

C1 mount fits chainsaws equipped with 8.2 mm bar studs.

i.e. - most smaller displacement saws (<62cc) manufactured

by: Dolmar	Echo	Homelite	Husqvarna	Jonsered	John Deere
Makita	Mastercraft	McCulloch	Olympyk	Partner	Pioneer
Poulan	Redmax	Remington	Sears	Shindaiwa	Skil
Solo	Stihl	Tanaka			

OREGON®

A041/K041

T041

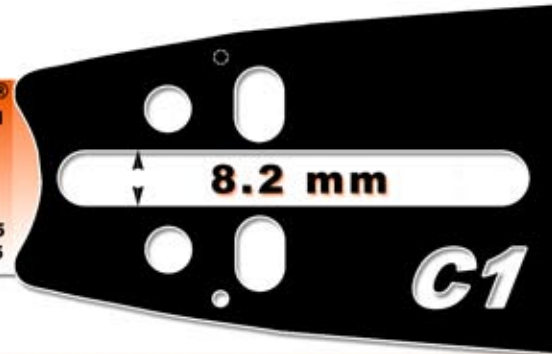
A061

A064

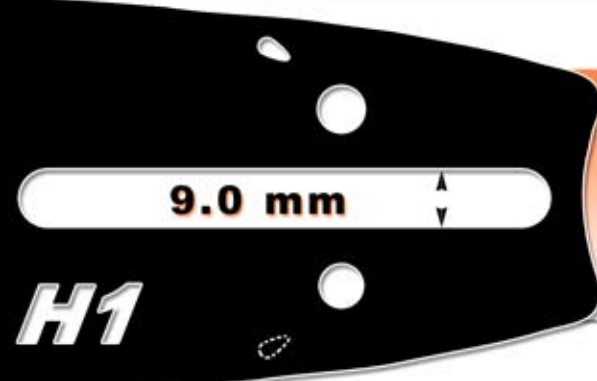
A074

A095/K095

T095/Z095



*See Application Guide for specific models.



OREGON®

D007*

D009

D010*

D023*

D024*

D196*

*requires

filing

H1 mount fits chainsaws equipped with 9.0 mm bar studs.

i.e. - Husqvarna
Jonsered
Poulan
Shindaiwa
Solo

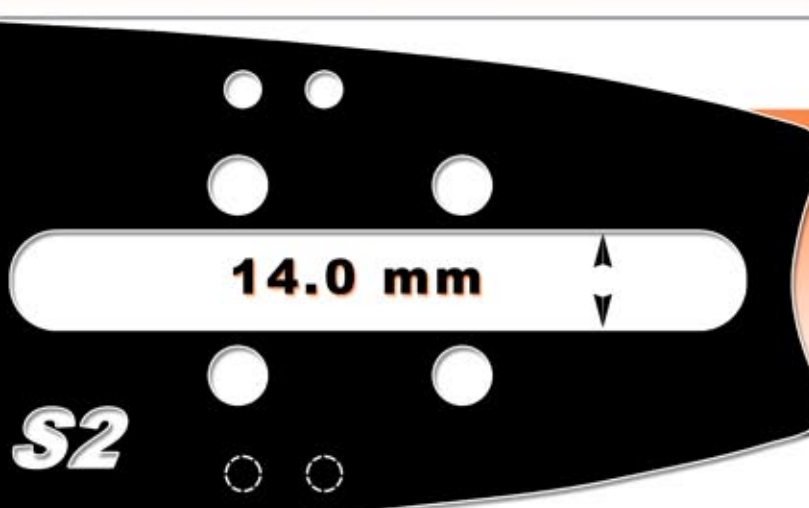
*H1 mount will also fit most chainsaws equipped with 9.5 mm or 10.0 mm studs, but will require minor filing.

*See Application Guide for specific models.

S1 mount fits chainsaws equipped with 12.1 mm bar studs.

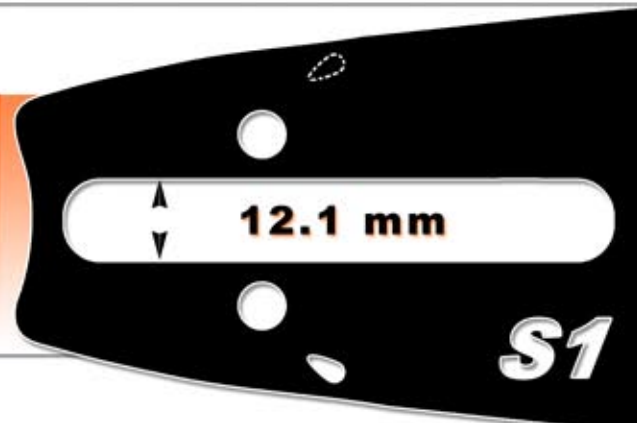
i.e. - Most Stihl models, 026, 029, 034, 036, 038, 039, 044, 046 and 066.

*See Application Guide for specific models.



OREGON®

D025



OREGON®

D033

E031

E086

E099

S2 mount fits chainsaws equipped with 14.0 mm bar studs.

i.e. - Large Stihl models, the 084, 088 and 090. Dolmar 122, 123, 143, 144, 152, 153 and 166. Oleo-Mac/Olympyk 999

*See Application Guide for specific models.

Cannon's Double Ended bar mount, similar to the S2, but includes adaptors to fit saws using the H1/S1 mounts. This mount enables a user to run two powerheads, a helper handle, or mount to a small mill.

